

2009

ATV Rhino 700





Rhino 700

***The 4X4 adventure vehicle.
With X2 the fun...***

Go explore, side-by-side into adventure.

Are you ready for a Rhino adventure?

This sporty, all-terrain 4x4 opens up whole new worlds. You and a friend heading deep into the wild, sitting side by side in comfort, going places you've never been, seeing things you've never seen, having a great time. Go explore in a Rhino 700 and you'll love its Yamaha performance and go-anywhere ability, just like you'll appreciate its amazing load-carrying potential and ultra-rugged engineering.






***Engineered without compromise.
And built to go virtually
anywhere.***

The Rhino 700 'side-by-side' 4x4 is seriously rugged on the outside, yet sophisticated on the inside. It is designed, engineered and built to be at home amongst the most challenging of terrains, offering a unique off-road driving experience for a driver and passenger. The Rhino is equipped with a powerful and responsive Yamaha 4-stroke engine. Fully independent, double wishbone suspension with adjustable preload for comfort and traction, plus on command 2WD, 4WD or differential-lock transmission options ensuring confident driving in virtually all off-road situations.

Rhino 700 features include:

- Simple switch between 2WD, 4WD and front differential-lock 4WD at the touch of a button.
- Fully automatic transmission with dual-range high/low drive.
- Liquid-cooled 686 cc, 4-stroke engine, 4-valve head, ceramic composite-plated cylinder, electronic fuel injection for impressively smooth power that also auto-compensates for altitude.
- Independent double wishbone suspension with preload adjustment.
- Dual hydraulic front/rear disc brakes, with mud scrapers, and parking brake.
- Superb driver and passenger comfort.
- Big 30 litre fuel tank for hours of off-the-beaten-track fun.
- LCD information panel and dual multi-reflector headlights.




Off-road proven independent double wishbone suspension











Rugged design, like nature itself.

If you take on nature you need total toughness. That's the hard-working Rhino, with built-in Art of Engineering durability from Yamaha, a manufacturer renowned for its bullet-proof build quality.

Work or play, Rhino is rock-solid tough and user-friendly. The large and seriously tough cargo bed can haul a whole lot of gear. The rear tail gate simply drops to allow easy access. Alternatively, the full cargo bed can be manually tipped to off-load your payload if need be. And the deep bucket seats plus seatbelts and grab-rails ensures all-day comfort and convenience when out on the trail.

Your Rhino has the complete capability. Just load your gear, prepare yourself, buckle up and let the adventure begin...



Whatever your needs, Rhino is made to last and trusted to perform.

When you're working or wanting to answer the call of the wild, you need equipment you can trust. And when you're getting years of fun and hard work from your Rhino you'll know you can also rely on Yamaha's superb dealer and service network. You will find everything you need at your Rhino dealer, including a great range of genuine accessories, from winch kits, overfenders and cargo boxes to seat covers, lighting and body kits. Or visit www.yamaha-motor-acc.com



Rhino 700 **Blue**



Rhino 700 SE **Red Midnight Armor**



Rhino 700 **Green**




Rhino 700 SE **Brushed Metallic Silver**



Rhino 700 **Camouflage**



Rhino 700 SE **Red**



Rhino 700 SE **Black Metallic**

Technical specifications

Engine

Engine type	4-stroke single, liquid cooled, SOHC
Displacement	686 cc
Bore x stroke	102 mm x 84 mm
Compression ratio	9.2 : 1
Fuel system	Electronic Fuel Injection
Lubrication	Wet sump
Ignition	TCI
Starter	Electric
Fuel tank capacity	30 litre
Oil capacity	3.0 litre
Transmission Gearbox	Yamaha Ultramatic V-belt
Drive system	On command 2WD, 4WD with Diff-lock
Final transmission	Shaft

Chassis

Overall length	2885 mm
Overall width	1385 mm
Wheelbase	1853 mm
Ground clearance	280 mm
Mass in running order	540 kg

Suspension

front & rear suspension	Independent double wishbone, 185 mm of wheel travel, 5-way preload adjustment* / Independent double wishbone, 185 mm of wheel travel, threaded preload adjustment, bump and rebound adjustable piggyback shock absorbers**
-------------------------	--

Brakes

Front & rear brakes	Dual hydraulic disc
Tyres, front	AT25 x 8-12, steel wheels* / aluminium wheels**
Tyres, rear	AT25 x 10-12, steel wheels* / aluminium wheels**

Colours

Rhino 700	Blue, Green, Camouflage
Rhino 700 SE	Red Midnight Armor, Brushed Metallic Silver, Red, Black Metallic

Loading limits

Rear carrier	181 kg
--------------	--------

*Rhino 700 ** Rhino 700 SE

The specification and appearance of Yamaha products will be varied from time to time without notice, and those shown here are for illustrative purposes only and are not contractual descriptions of products. Some models are shown with optional accessories. Yamaha Side by Side Vehicles are built to operate within their design limits. Safe towable weights, together with maximum carrying capacity are identified in the owner's manual if applicable. For durability, reliability, but most important of all, operator and passenger safety, under no circumstances should the recommended capacities be exceeded. Our Side by Side Vehicles are recommended for use only by riders of 16 years and older. Always avoid paved surfaces. Side by Side Vehicles are designed for unpaved surfaces only. Riding on paved surfaces may seriously affect handling and control and can cause loss of control. Always wear a helmet, eye protection, and protective clothing. Always wear a seatbelt. Never engage stunt riding. Riding and alcohol/drugs don't mix. Avoid excessive speed. And be particularly careful on difficult terrain. Please 'tread lightly': always ride in a responsible manner, respecting the environment as well as country and local laws. Yamaha recommends that all Side by Side Vehicle riders take an approved training course. For safety and training information, see your dealer or call your Yamaha Distributor in your country. All Side by Side Vehicles come with a 12-month Limited Factory Warranty. See your dealer for details.

2009

ATU Rhino 700

www.yamaha-motor-europe.com



Disclaimer:

Always wear a helmet, eye protection and protective clothing. Yamaha encourage you to ride safely and respect fellow riders and the environment. Images shown in this brochure depict professional riders performing under controlled conditions. Specifications and appearance of Yamaha products as shown here are subject to change without notice and may vary according to requirements and conditions. For further details, please consult your Yamaha dealer.



YAMALUBE



Yamaha highly recommend the use of genuine Yamaha accessories and clothing. Contact your local dealer or visit our website:
www.yamaha-motor-acc.com